



MALIBU

LUXURY SLIDING & SWINGING PATIO DOORS

DESIGNED FOR BEAUTY AND BUILT TO LAST

MALIBU DOORS AT A GLANCE

- ▶ Designed and built for California
- ▶ Superior quality and craftsmanship
- ▶ An emphasis on security
- ▶ The industry's most inclusive warranty
- ▶ Exceptional U-Factor and SHGC ratings



Anlin Window Systems • 1665 Tollhouse Rd. • Clovis, CA 93611
800-287-7996 • www.anlin.com



MALIBU

Anlin's Malibu doors are designed as the perfect companion to Anlin's Del Mar, Catalina, Panoramic and Coronado replacement window series. They offer the same beauty, energy saving technology and quality. And they're backed by the same warranty – the most inclusive in the industry.



Available in Two Styles


Malibu doors are available as sliding patio doors in heights from 6' to 8' and as swinging French doors in heights from 6' to 8'.



Sliding Patio Door



Swinging French Door



An Emphasis on Security

All Malibu doors were designed with security in mind and passed the stringent California Forced Entry (CFE) resistance tests.

Both door styles, sliding and swinging, have metal reinforced door panels with locking mechanisms securely fastened through the vinyl into metal reinforcement within the panel.

A Superior Warranty

The superior design, materials and craftsmanship of Malibu doors allow Anlin to offer the most inclusive lifetime warranty in the industry. Should your doors ever require warranty repairs, Anlin will make them, free of charge, for as long as you live in the home. And this lifetime commitment extends to some items limited or not covered by other manufacturers, such as **screens, exterior vinyl coatings and even freight costs and labor**. Anlin's lifetime warranty coverage is also transferable to one subsequent homeowner should you sell your home. That's two lifetimes of truly worry-free doors. With Anlin, it's all covered:

Parts

Vinyl

Insulated Glass Unit

All Hardware
(such as locks and latches)

Accidental Glass Breakage

Exterior Vinyl Coatings

Screens

Labor

Freight



Energy Saving Technology

Malibu doors are designed and built for optimum performance in California using the latest energy saving technology for the specific needs of California weather.

Exceptional Styling and Quality

From frame styles, to exterior solar reflective colors, to grid styles and patterns, Malibu doors offer all the design options that allow you to match windows from Anlin's Del Mar, Catalina, Panoramic and Coronado series.

A Select Dealer Network


To ensure your satisfaction, Malibu doors are only sold and installed by a limited number of authorized dealers who have been trained and certified by Anlin.

MALIBU SLIDING PATIO DOORS

Malibu sliding patio doors are more than beautiful. They're also built to last and operate smoothly for a lifetime. And that's important, because sliding patio doors tend to get a lot of use.




Two heavy-duty hooks move outward to engage the keeper, which securely locks the door at the jamb. An optional 3/8" stainless steel dead bolt provides added security.



Door rollers glide over a durable, one-piece stainless steel track for effortless operation for a lifetime.



Anlin's proprietary QuadraGlide rollers are made with sealed, precision bearings. The stainless steel option is shown below.



Anlin's Aluma-Force™ screen door frame is streamlined and made to last, with thick walls of high-test aluminum and metal reinforced corners. Screen doors are built with locking flush-mounted handles and heavy-duty, self-latching hardware.


Standard Style 2 1/2" Rails




French Style 4 1/2" Rails




Available in a Range of Configurations



XO Sliding / Fixed OX Fixed / Sliding



XOO Sliding / Fixed / Fixed OOX Fixed / Fixed / Sliding



OXO Fixed / Sliding / Fixed OXOX Fixed / Sliding / Sliding / Fixed

ANLIN'S FREEDOM+ IN-GLASS PET DOORS

Sliding patio doors can be made with an optional pet door built right into the glass. Available in four sizes, Anlin's Freedom+ pet doors feature a heavy-duty frame and a durable flap with a magnetic seal and a weather-strip to keep the elements out. The pet door can be placed in any lower corner of your Malibu sliding glass door, including both moveable and stationary panels.



You'll Love What a Freedom+ Pet Door Will do for You and Your Pets!

- ▶ Your pets can come and go to protect your home, your family and themselves.
- ▶ You don't have to play doorman every time your pets want in or out.
- ▶ Pets that can get out to relieve themselves leave fewer messes on your floors.
- ▶ Pets that can get out to exercise tend to be healthier and happier.
- ▶ Your pets won't ruin your doors clawing to come in or go out.



With the slim design of Freedom+, the sliding door can be opened fully even when the pet door's closure panel is inserted and latched.

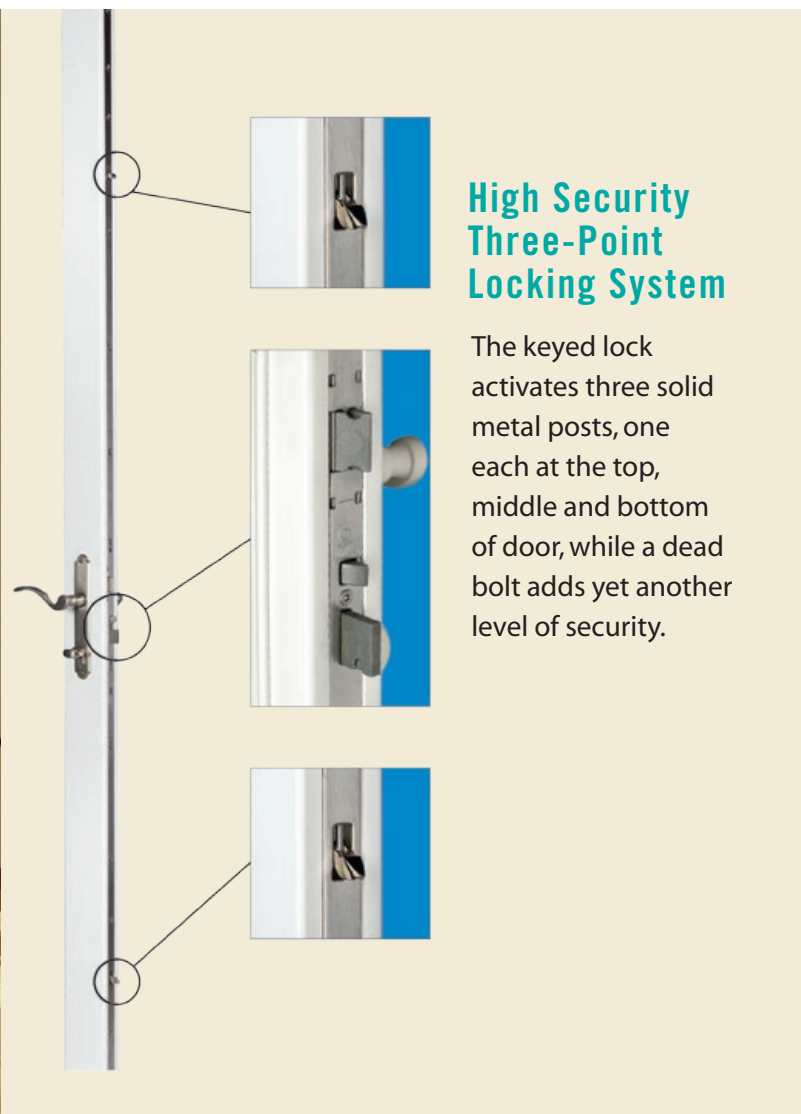


Pet Door Chart Size

Pet Door Size	Pet Weight	Opening Width	Opening Height	Sample Breed
Small	up to 15 lbs	5 1/4"	8 1/8"	Cats, Chihuahuas, Pomeranians, Papillons, Yorkies, Maltese, and Japanese Chins
Medium	up to 40 lbs	8 1/4"	12 1/4"	Poodles, Corgis, Dachshunds, Beagles, Pekingese, Shelties, Schnauzers, Cocker Spaniels, and most Terriers
Large	up to 100 lbs	10 1/4"	16 1/4"	Labradors, German Shepherds, Golden Retrievers, Boxers, Collies, Setters, Bulldogs, Pointers, and Dobermans
X-Large	up to 200 lbs	13 3/4"	23 3/4"	Great Danes, St. Bernards, Rottweilers, Old English Sheepdogs, Newfoundlands, Irish Wolfhounds, and Great Pyrenees

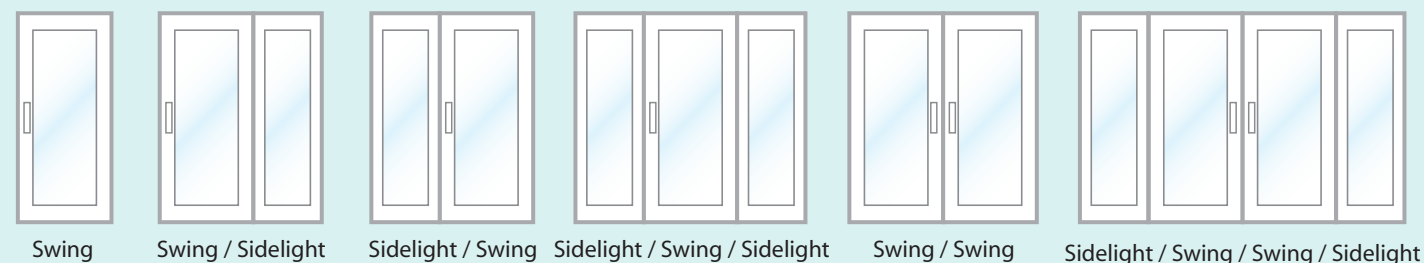
MALIBU SWINGING FRENCH DOORS

Many homeowners prefer the sophisticated look of Malibu swinging French doors. Swinging doors can be made to open either inward or outward, and they may be paired with other fixed and swinging door panels. Design your swinging French doors how you like, and create a stunning connection between the inside of your home and the outside.




Available in a Range of Configurations

All swing doors can be in-swing or out-swing as an option. Sidelights can be operable, opening inward, and with screens on the outside.




MALIBU SLIDING PATIO DOORS AND SWINGING FRENCH DOORS

Frame Options



Sliding Patio Door Handle Options



Swinging French Door Handle Options



Exterior Color Options

Love the look of your home right down to the color of your door frames. With Anlin, you've got a lot of choices!



White Vinyl
Exterior and Interior



Tan Vinyl
Exterior and Interior

THERMACOAT™

SOLAR REFLECTIVE COLORS

Exterior colors that bring out the designer in you.




Architectural Black



Architectural Bronze



Architectural Silver




Classic Gray




Espresso



Taupe



Red Pepper



Rose Wood



Desert Tan



Sandstone



Divine Wine



Forest Green

Colors shown are printed representations of ThermoCoat™ Solar Reflective Colors for comparison purposes only. For actual color, view ThermoCoat™ vinyl samples (provided by dealer) in natural daylight.




Grid Styles and Patterns

Grids allow you to create just the right architectural look that you want for your home.


Grid Styles



5/8" Flat




5/8" Sculptured




1" Sculptured


Grid Patterns (optional)



Colonial



Perimeter



Queen Anne

Your door glass can be precision engraved with a variety of V-Groove styles and patterns.



SAVING ENERGY

SPENDING LESS ON ENERGY LETS YOU SPEND MORE ON THE THINGS YOU LOVE.



MALIBU
LUXURY SLIDING & SWINGING PATIO DOORS

Malibu Doors Offer a Choice of Two High-Tech Insulated Glass Systems to Match Your Needs

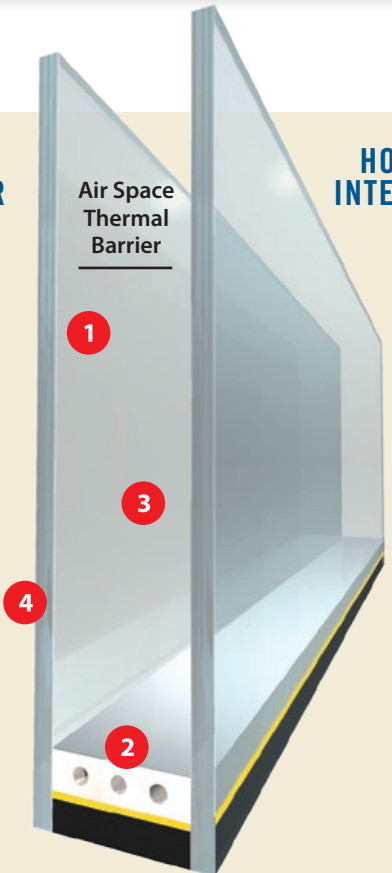


INFINIT-e PLUS[™] HIGH PERFORMANCE GLAZING SYSTEM

It's the science behind maximum energy efficiency and comfort.

- 1 A triple-layer silver metal coating, invisible to the human eye, reflects and effectively blocks much of the solar heat gain from a hot summer sun.
- 2 Patented Platinum Elite spacer slows down heat transfer through the glass door.
- 3 Optional Argon Gas between the panes of glass slows the transfer of heat through the door.
- 4 Easy-clean coating on the outside glass helps your doors stay cleaner longer.

HOME EXTERIOR



HOME INTERIOR

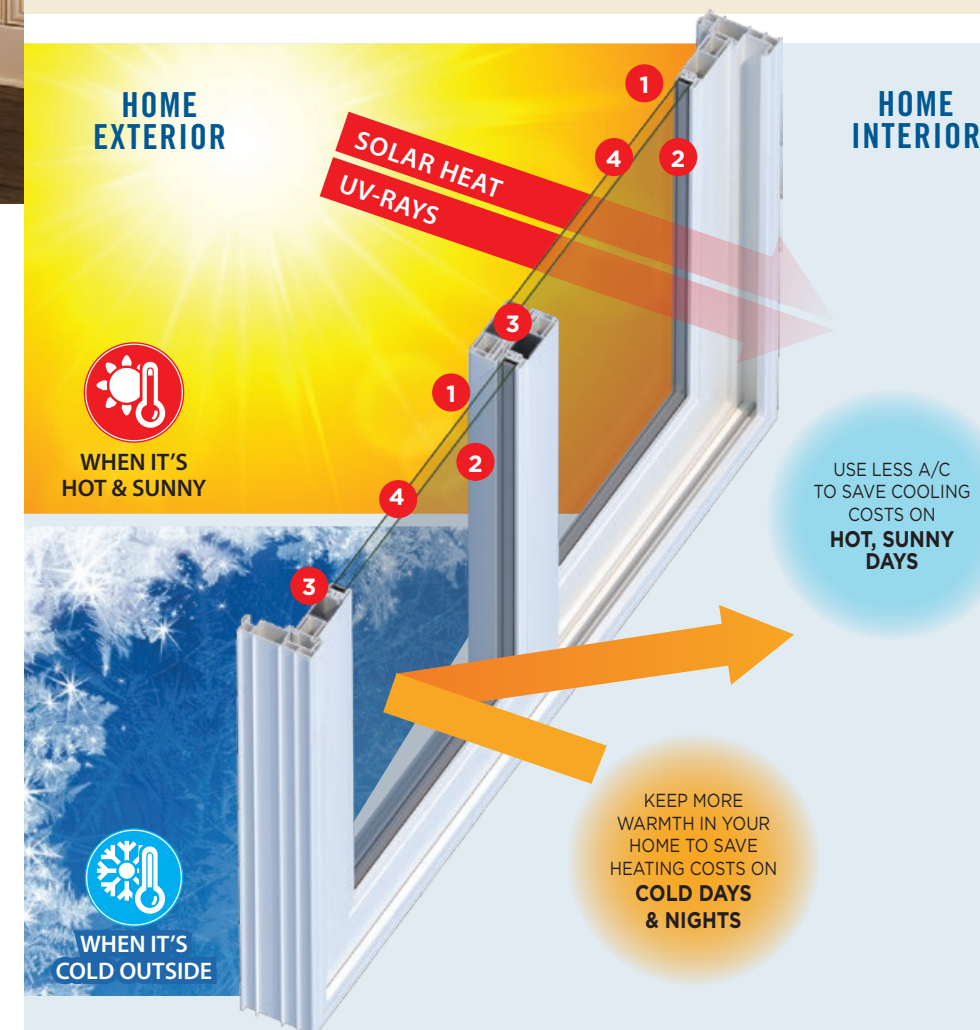
Malibu doors are built with the same state-of-the-art, energy saving technology options as Anlin's luxury and premium series windows. They are available with Anlin's Infit-e Plus and QuadraTherm high performance insulated glass systems, and both systems can be ordered with G340 Solar Reflective Technology. G340 Solar Reflective Technology is designed for combating extreme solar heat – whether it's the searing sun of the Arizona desert or anywhere west facing windows and doors are exposed to the scorching afternoon sun.

As an example, the table at right shows key energy ratings of the National Fenestration Rating Council for a Malibu sliding patio door with a standard sash. (For both U-Factor and Solar Heat Gain Coefficient, the smaller the number, the more energy efficient the door.)

Malibu Sliding Patio Door with Standard 2 1/2" Rails

Door & Insulated Glass System	Total Unit U-Factor	Solar Heat Gain Coefficient (SHGC)
QUADRATHERM [™] with Argon Gas	0.24	0.21
INFINIT-e PLUS [™] with Argon Gas	0.28	0.21
INFINIT-e PLUS [™] without Argon Gas	0.32	0.22

All Malibu door insulated glass systems have been tested to block the transmittance of ultraviolet (UV) light by 95%. You will find the U-Factor, SHGC and UV numbers for all Malibu door styles at anlin.com.



HOME EXTERIOR

QUADRATHERM[™] ULTIMATE DUAL PANE INSULATION SYSTEM

The industry's most energy efficient dual pane glass door.

- 1 Patented multi-layer solar reflective coating on the outside glass provides the ultimate defense against solar heat gain.
- 2 Patented multi-layer heat retention coating on the inside glass helps keep more warmth inside your home on cold days and nights.
- 3 Patented Platinum Elite spacer provides powerful insulation to slow down heat transfer through the glass door.
- 4 Argon Gas (included) between the panes of glass slows the transfer of heat through the door.

USE LESS A/C TO SAVE COOLING COSTS ON HOT, SUNNY DAYS



KEEP MORE WARMTH IN YOUR HOME TO SAVE HEATING COSTS ON COLD DAYS & NIGHTS



MALIBU
LUXURY SLIDING & SWINGING PATIO DOORS

5-Star Service

We've always believed that how we stand behind our products is every bit as important as how we build them. Should your Anlin windows or patio doors ever need service, Anlin has its own team of highly trained technicians and a fleet of service vehicles to ensure a great experience. From the first phone call to the completed repair, you'll appreciate Anlin's commitment to your satisfaction.



Recognized for Manufacturing Excellence

Since Anlin Windows was founded in 1990, we've continually invested in leading edge product design, technology and manufacturing practices. As a result, we've been recognized as a Top 100 U.S. Manufacturer by Window & Door Magazine and have been selected as the Industrial Business of the Year by the U.S. House of Representatives and Small Business of the Year by Congress and the California State Legislature.

“ From the way we build your windows and patio doors to the way we stand behind them – we look forward to creating an exceptional experience. ”

We encourage you to visit online review and opinion sites, such as YELP and others, to learn why so many homeowners give Anlin a 5-Star rating for our products and service.

All Anlin windows and doors are AAMA and NFRC certified, and ENERGY STAR qualified.

